



---

**P.O.BOX 2882, Windhoek**

**Tel: + 264 61 283 5100, Fax +264 61 283 5259**

**Web address: [www.fic.na](http://www.fic.na)**

**E-mail address: [helpdesk@fic.na](mailto:helpdesk@fic.na)**

**MONTHLY STATISTICAL REPORT: MARCH 2025**

---

## 1. Incoming Reports

**Table 1: Reports Received**

	Mar-24	Feb-25	Mar-25	Total <sup>1</sup>
<i>AIFs</i> <sup>2</sup>	84	121	144	6,284
<i>CBMCRs</i> <sup>3</sup>	0	0	0	292
<i>CTRs</i> <sup>4</sup>	2,632	3,624	3,187	346,831
<i>EFTs</i> <sup>5</sup>	11,509	18,059	10,387	11,219,837
<i>IFTs</i> <sup>6</sup>	2,787	9,637	7,955	489,530
<i>SARs</i> <sup>7</sup>	19	40	33	2,130
<i>STRs</i> <sup>8</sup>	168	133	186	13,455

**Table 2: Requests for Information**

	Mar-24	Feb-25	Mar-25	Total
<i>IRDs</i> <sup>9</sup>	9	14	11	1,180
<i>IRIs</i> <sup>10</sup>	1	1	2	97

11 IRDs were received in March 2025. To date, a total of 1,277 requests have been received by the FIC.

The current reporting period has seen an increase in the volume of AIFs and STRs when compared to February 2025.

<sup>1</sup> Total reports received since inception;

<sup>2</sup> AIF: Additional Information File;

<sup>3</sup> CBMCR: Cross Border Movement of Cash Report;

<sup>4</sup> CTR: Cash Transaction Report;

<sup>5</sup> EFT: Electronic Funds Transfer;

<sup>6</sup> IFT: International Funds Transfer;

<sup>7</sup> SAR: Suspicious Activity Report;

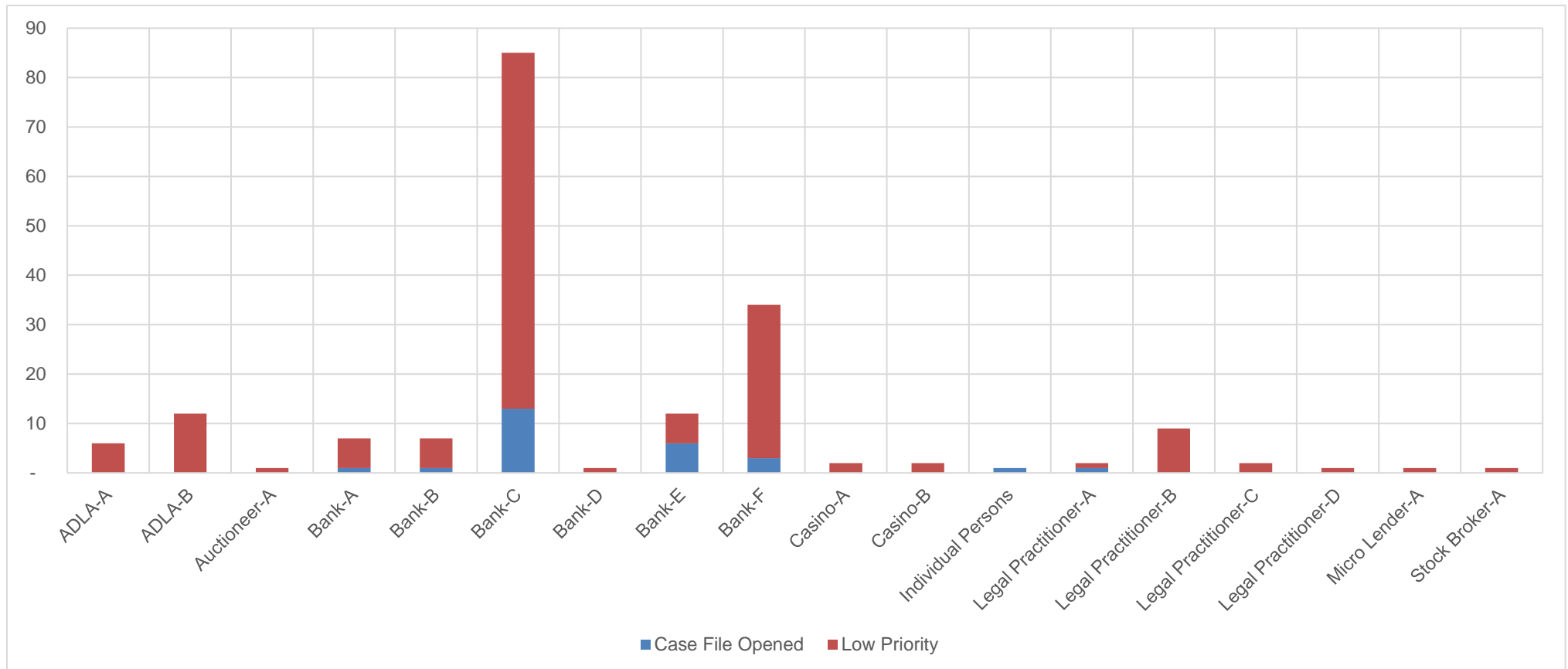
<sup>8</sup> STR: Suspicious Transaction Report;

<sup>9</sup> IRD: Incoming Request-Domestic; and

<sup>10</sup> IRI: Incoming Request-International

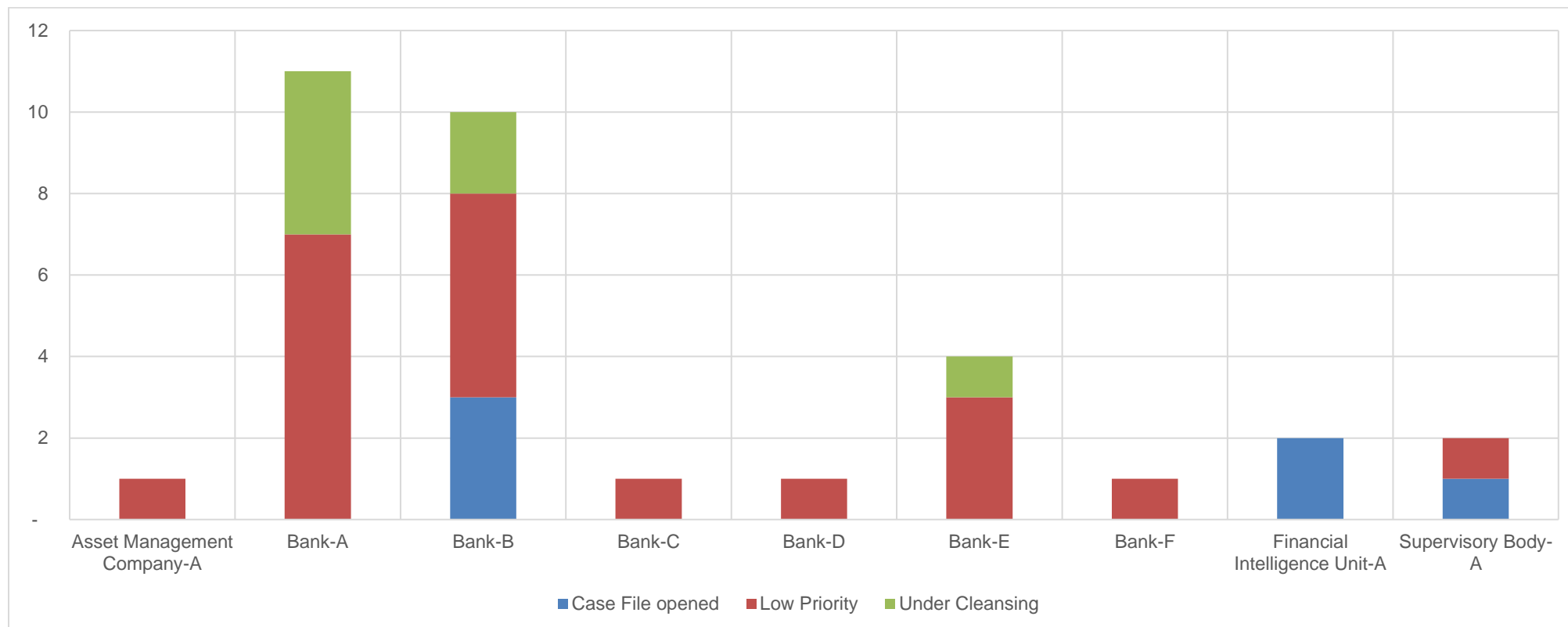
## 2. Classification of Reports

**Graph 2.1: STRs by Reporting Entities**



During March, Bank-C filed the majority of STRs (85 STRs). The Banks and ADLAs collectively submitted 165 STRs. Records indicate that 26 STRs were escalated to cases, whereas 160 STRs were placed on low priority during the month under review.

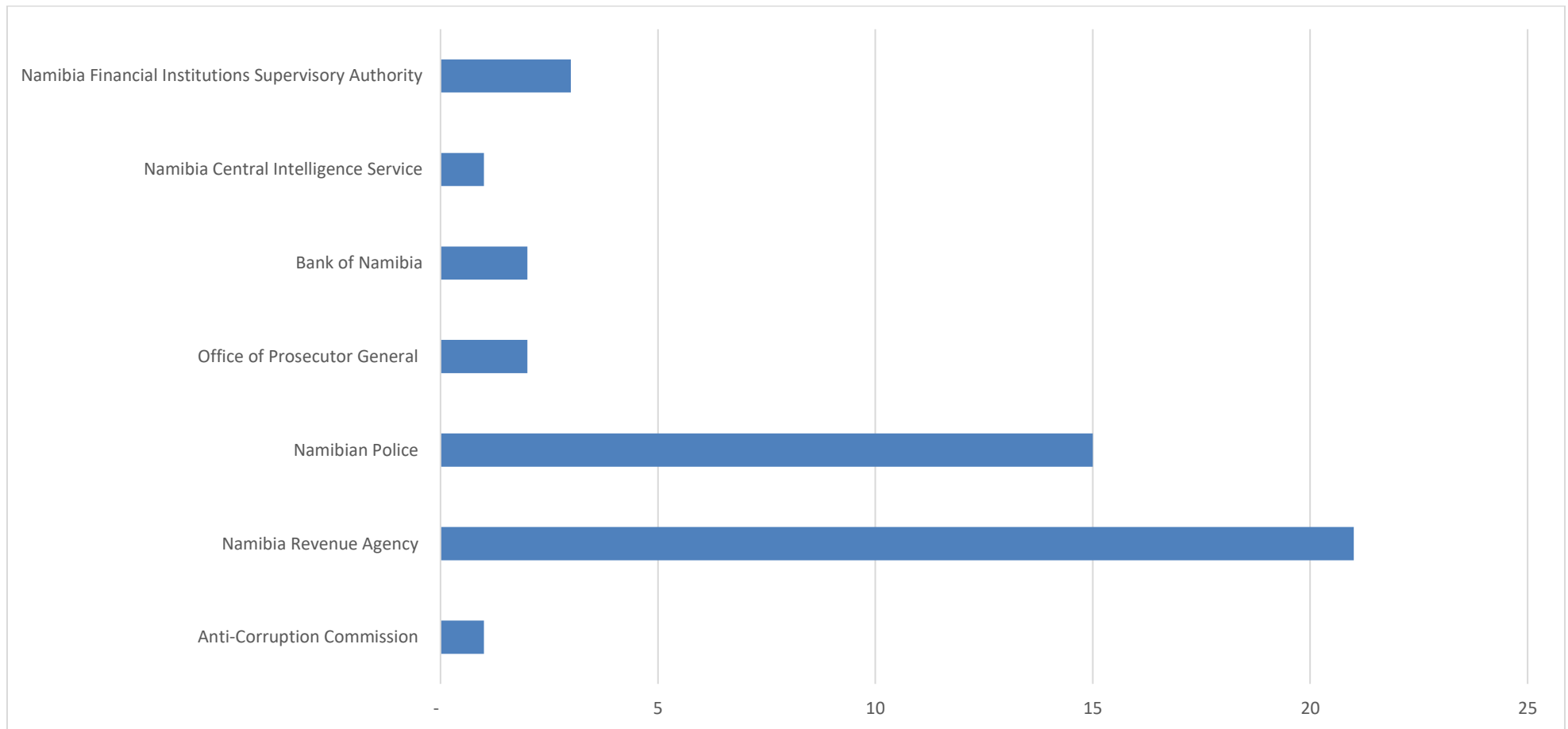
**Graph 2.3: Classification of SARs received by the Banking and ADLA Sectors**



A total of 33 SARs were filed by the sectors. Records indicate that 6 reports were placed on high priority and escalated to cases.

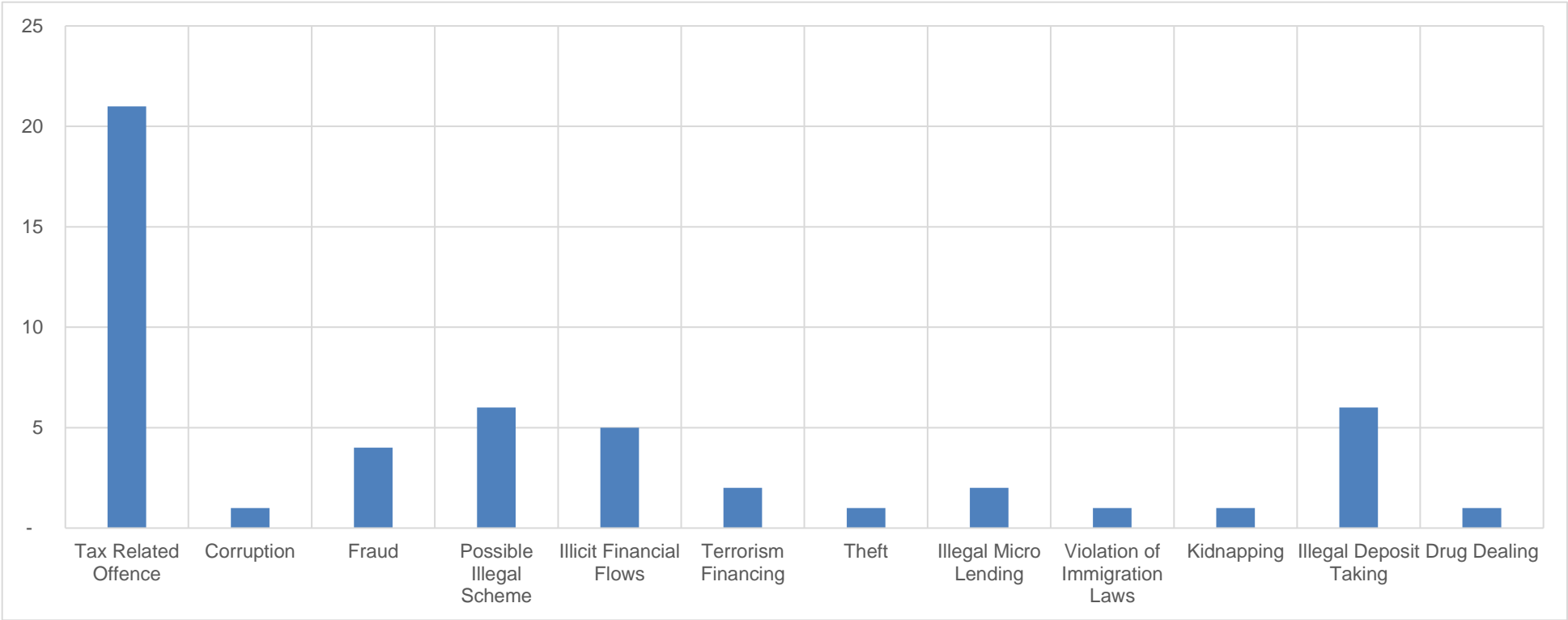
### 3. Disclosures

**Graph 3.1: Spontaneous Disclosures disseminated to Law Enforcement Agencies/ relevant authorities**



In the period under review, the FIC disseminated 45 Spontaneous Disclosures (SDs) to Law Enforcement Agencies (LEAs).

Graph 3.2: Potential Predicate Offences



Overall, 51 potential ML predicate offenses were recorded in March 2025. Potential tax-related crimes are featured as the leading potential predicate offenses.